

Parking & Transportation


Annual Report 2022



University of Colorado
Colorado Springs



University of Colorado
Boulder | Colorado Springs | Denver | Anschutz Medical Campus



CONTENTS

03 The Cost of Parking

05 Parking Financials

07 Permits & Hourly

09 Enforcement

11 Inventory

13 Transportation Financials

15 Transportation Stats

17 Giveback

18 Meet the Team



The Cost of Parking

Mission

As a nonprofit, self-funded operation, we support the student-centered UCCS mission by providing, managing, and maintaining safe, accessible, equitable and sustainable parking and transportation options that exceeds our community's needs at the *lowest possible cost*.

Parking on the University of Colorado Colorado Springs (UCCS) campus is limited and in great demand. While the University does all it can to provide adequate parking, increases in enrollment and new facility construction often make parking a challenge.

Our goal is to help to provide and maintain a safe and secure environment where academic pursuits may flourish in accordance with the established goals of UCCS.

Self-Funded Auxiliary

Parking Services is defined as an auxiliary department and therefore receives *no funding from state or tuition dollars*. This means that construction, improvement, and maintenance of all parking facilities at UCCS are financed solely through permit sales, parking fines, and visitor parking revenues.

Why Charge for Parking

Because of state regulations, state monies may not be used for any parking purposes on campus. Annual revenues from parking must be sufficient to satisfy reasonable operating expenses and to repay bonds for constructing parking facilities.

The Cost of a Single Parking Space

There are many costs associated with managing parking and transportation operations. The average annual cost for construction and maintenance of a single parking space is \$683 per year.

The Cost of Parking Garages

There are two parking garages on campus: Alpine Garage and Gateway Garage. These garages cost a total of \$25 million and were paid for with bonds that must be paid back annually until 2042. These bond payments average \$1.8 million per year with significantly larger balloon payments due for the years 2037-2042.

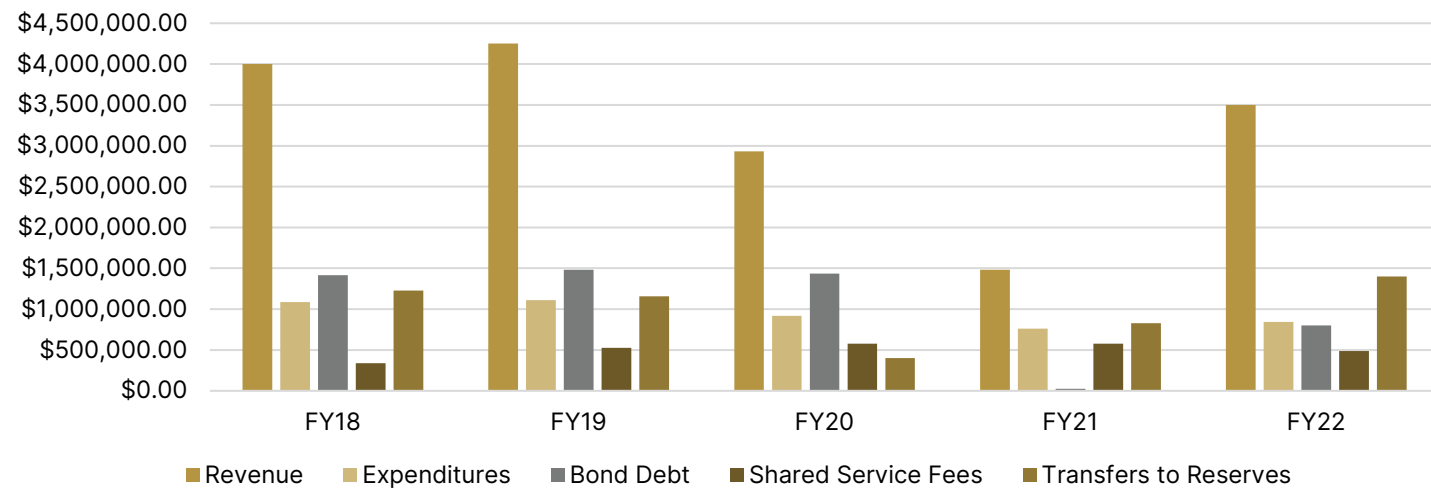


Parking Financials

Parking Financials Five-Year History

Fiscal Year	FY18	FY19	FY20	FY21	FY22
Revenue	\$4,000,276.67	\$4,250,530.52	\$2,932,884.94	\$1,481,523.77	\$3,498,684.98
Expenditures	\$1,086,190.86	\$1,110,847.93	\$918,689.61	\$762,793.60	\$845,531.51
Bond Debt	\$1,416,756.13	\$1,480,683.69	\$1,434,347.64	\$26,215.11	\$800,331.91
Shared Service Fees	\$336,658.48	\$527,457.00	\$576,317.28	\$575,748.91	\$486,904.00
Other Transfers In	\$70,444.88	\$26,354.41	\$574,805.96	\$713,008.18	\$36,385.67
Transfers to Reserves	\$1,228,800.00	\$1,157,298.00	\$400,000.00	\$829,692.30	\$1,400,851.00
Net Income	\$2,316.08	\$598.31	\$178,336.37	\$82.03	\$1,452.23

Parking Financials
5-Year History



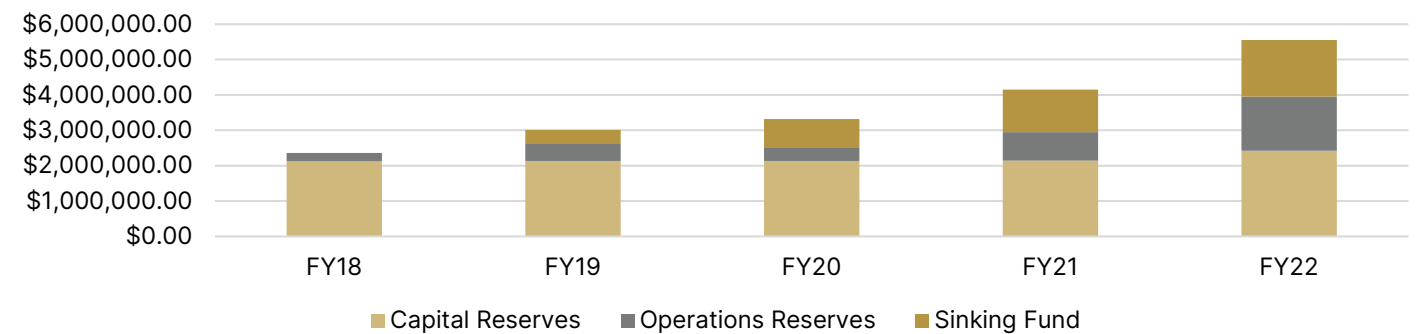
Financial Outlook

COVID has changed the parking landscape with stagnant enrollment, online classes, and flexible work schedules. Parking demand and revenues are beginning to increase, but the effects of COVID are expected to impact parking long-term.

Reserves

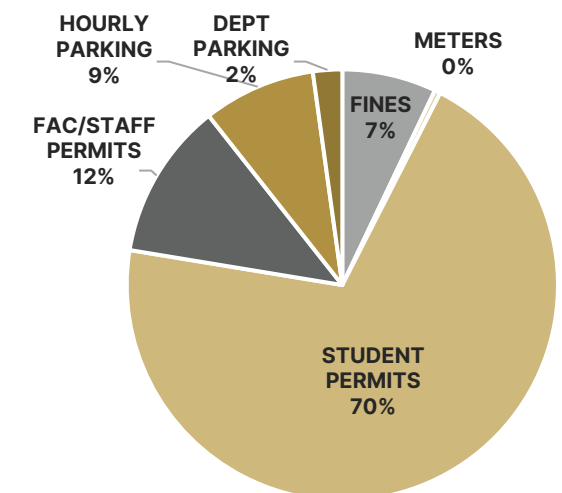
Parking has more than doubled reserves over the last five years. A sinking fund was established to prepare for balloon payments on bonds for the two parking garages which will come due beginning in 2037. Parking is also required to maintain minimum reserves of 125% of yearly bond payments. This requirement is satisfied through capital reserves which stay relatively consistent each year. Operating reserves have increased each of the last five years in anticipation of lot repairs.

Reserves
5-Year History



FY22 Revenue Sources

Student Permits	\$2,433,205.71
Faculty/Staff Permits	\$410,251.29
Hourly Parking	\$294,312.81
Fines	\$246,352.44
Dept. Parking	\$76,414.64
Meters	\$15,260.98
Conference	\$4,539.12
Enterprise Revenue	\$2,444.75
Parking Fees	\$443.00



Permits & Hourly Parking

Accommodating a Wide Range of Parking Needs

With service as a core goal, significant efforts to accommodate a wide range of permit needs are made. While only 3 permit types account for over 50% of all permit sales and only 7 permit types account for over 75% of permit sales, we maintain a total of 47 permit types. Most of these permits account for less than 1% of all permit revenue but are provided to meet the service standards that we believe the UCCS community deserves.

500 Series Lots

Nearly 15% of permits issued are 5S permits for the free 500 series lots. Although these lots are offered for free to students as part of the student Transportation & Safety Fee, they have become an important option for employees as well.

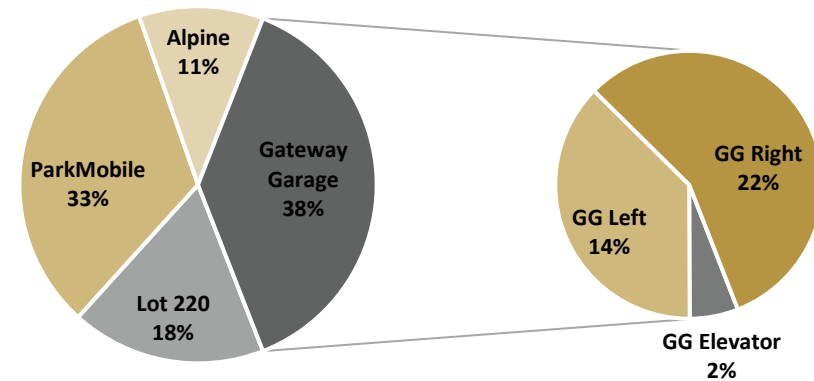
Student & Staff Permits

Student permits account for 70% of Parking revenue and is the core sustaining revenue source.

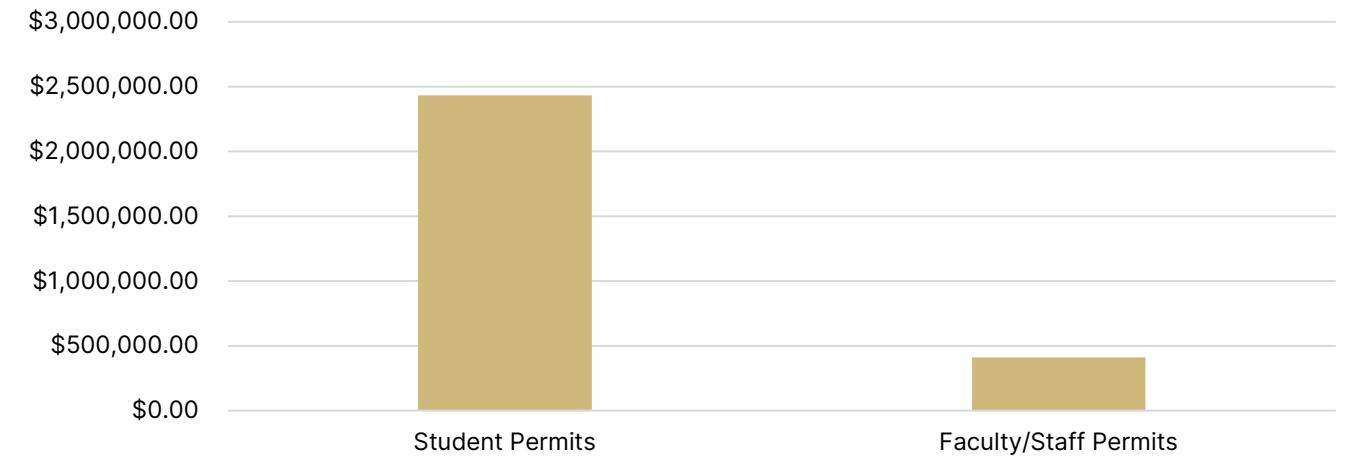
Daily/Hourly Parking Transactions

ParkMobile	15,006
GG Elevator	1,020
GG Left	6,511
GG Right	9,845
Alpine	5,139
Lot 220	8,039
Pay Stations	30,554
Total Daily/Hourly	45,560

Daily/Hourly Parking Pay Stations vs. ParkMobile



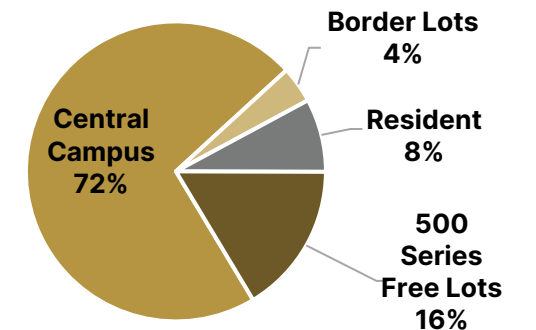
Student vs. Staff Permits



Permit Sales by Lot Type

Central Campus	72%
Border Lots	4%
Resident	8%
500 Series Free	16%

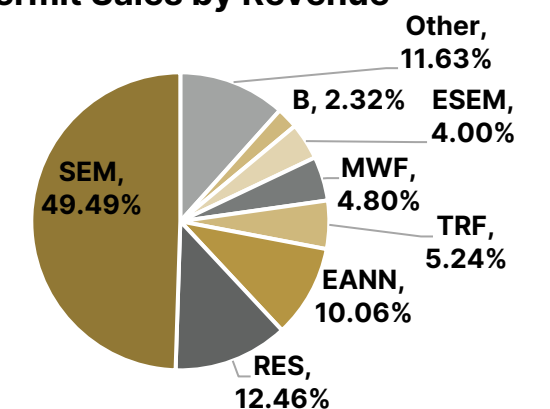
Permit Sales by Lot Type



Permit Sales by Revenue

SEM	49.49%
RES	12.46%
EANN	10.06%
TRF	5.24%
MWF	4.80%
ESEM	4.00%
B	2.32%
Other	11.63%

Permit Sales by Revenue



Enforcement

Quick Facts

Citations Written	13,422
Citations/Day	67
Citation Revenue	\$246,352.44
Appeals	1,558
Citations Sent to Collections	542 (\$12,750.00)

Operations

Operations and parking activity are beginning to recover following COVID-19, though it appears the growth to pre-pandemic levels will be slow.

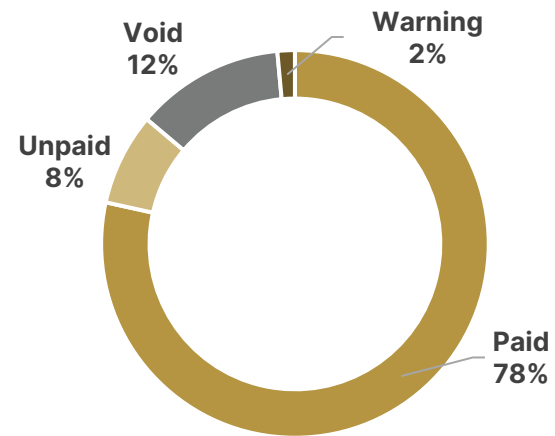
Citations

Citations are necessary to provide fairness and safety with all revenue in excess of enforcement operating costs donated to student scholarship.

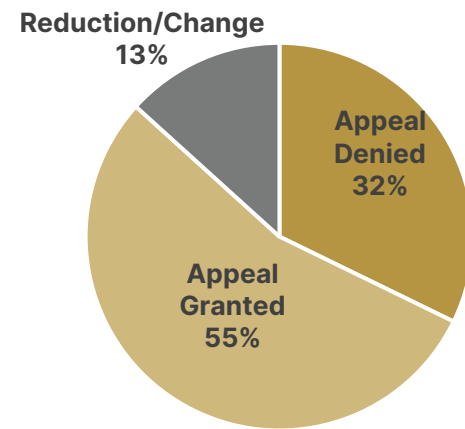
Appeals

Over two thirds of appeals are either fully or partially granted. We view appeals as an opportunity to provide education which is why, aside from major or egregious violations, first offense appeals are granted.

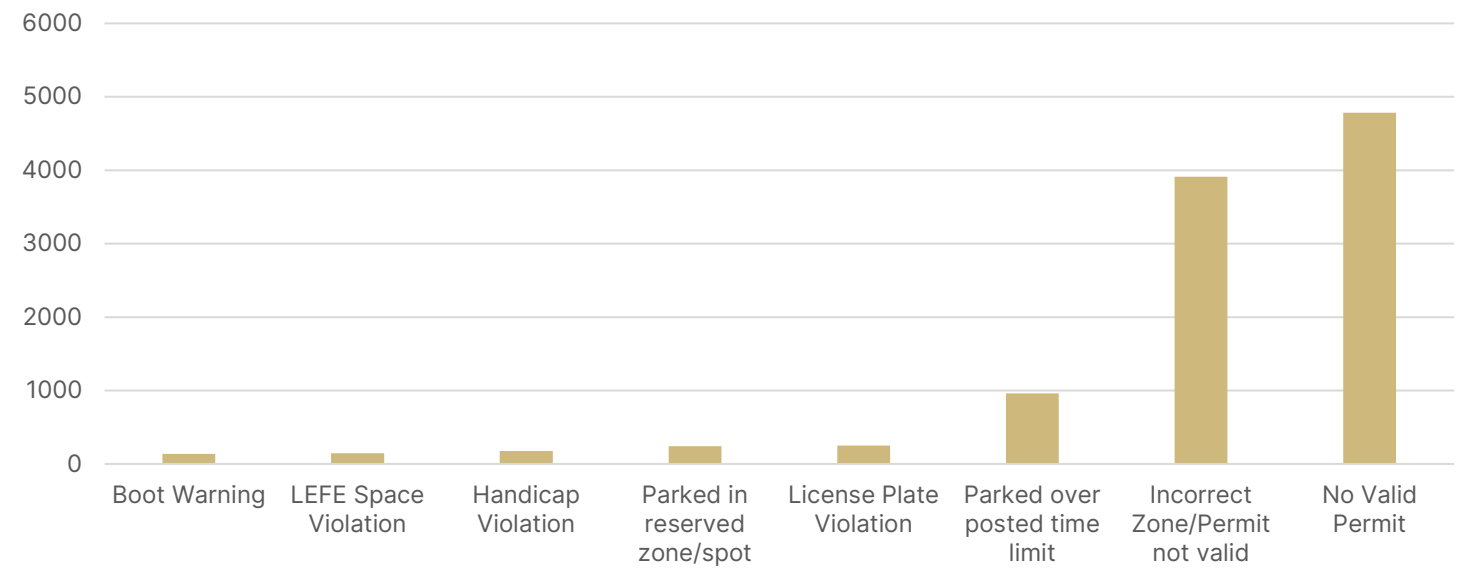
Citations by Status



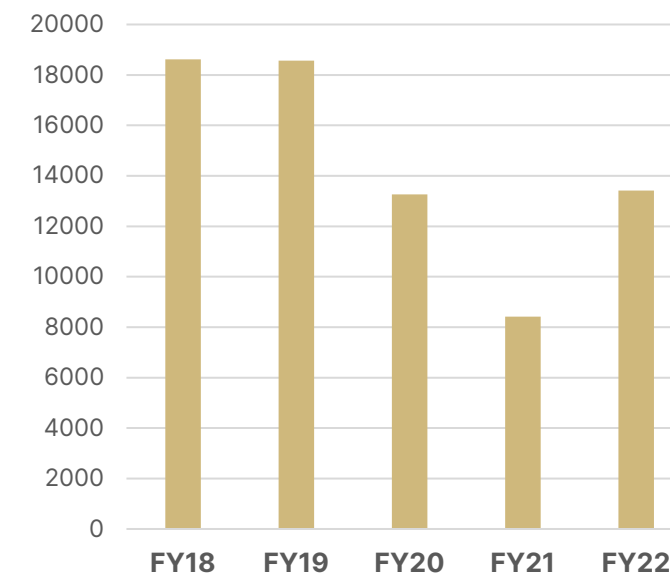
Appeals



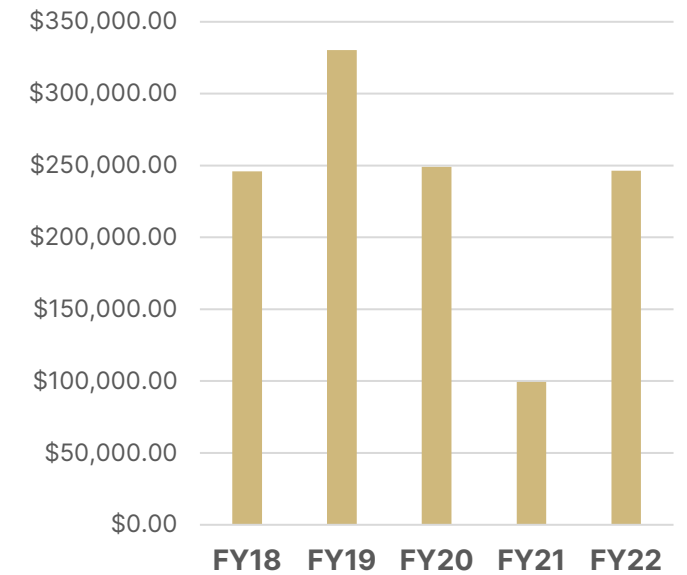
Citations by Violation FY22



Citations Written 5-Year Comparison



Citations Revenue 5-Year Comparison



Inventory

Permitted Parking

Central Campus	1,732
Free Lots	1,335
Alpine Garage	1,078
Border Lots	633
Employee Lots	48
Total Permitted Lots:	4,826

Special Parking

Visitor Spaces	273
Special Reserved	167
Handicap Regular	117
Handicap Van	68
LEFE	66
Loading Zone	36
Facilities Vehicles	27
Z Permit	21
VC or Dean	11
Meter	9
Total Special Parking	795

Total Parking Spaces 5,621

Quick Facts

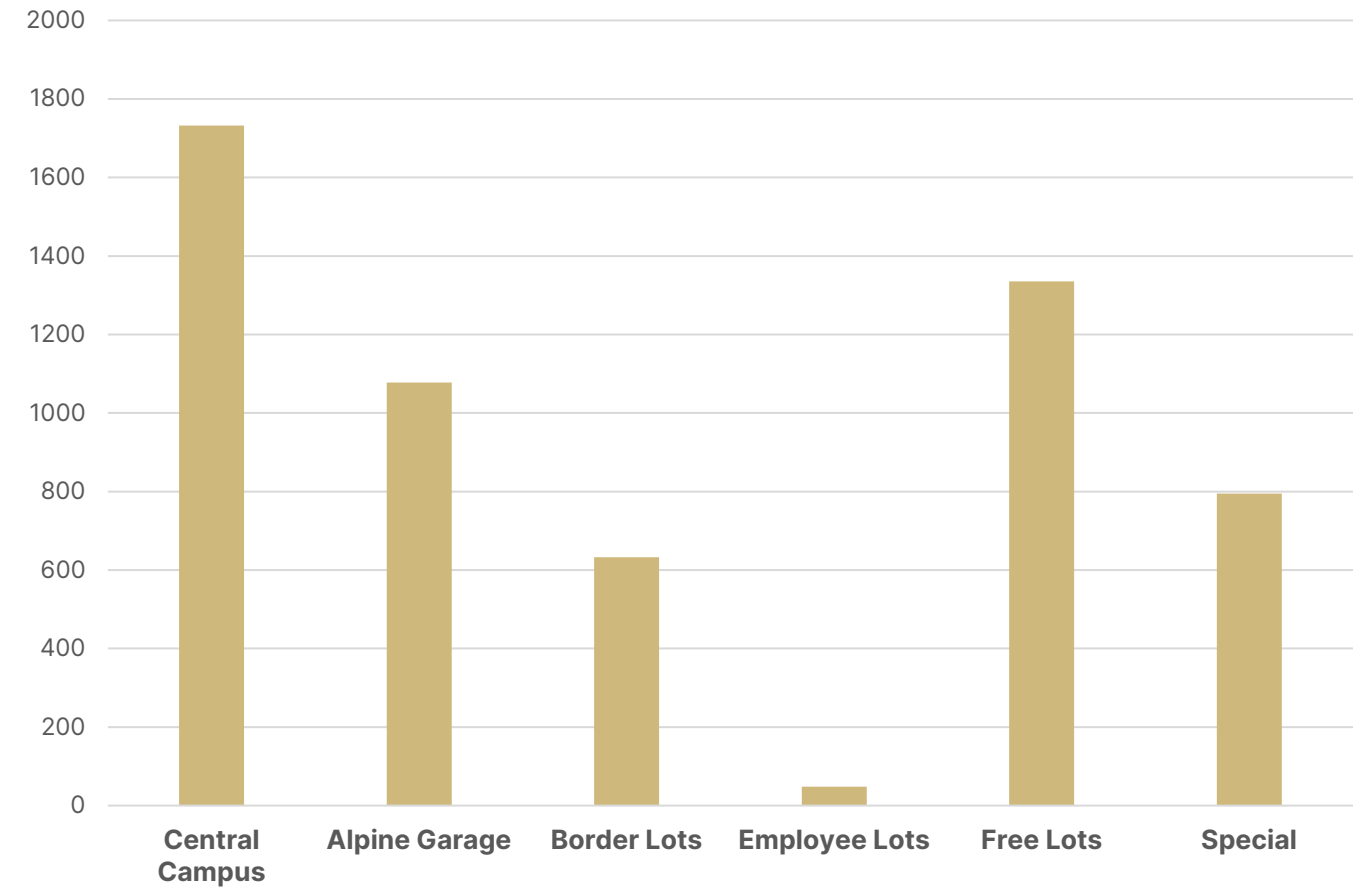
Total Parking Spaces:	5,621
Sq/ft of Parking Lots:	1,950,005
Sq/ft per Parking Space:	346

**Typical parking lot efficiency is 300-350 sq/ft per parking space*

Inventory vs. Demand

Prior to COVID, parking demand required waitlists for central campus permits. Reduction in demand has removed the necessity for waitlists and minimized congestion.

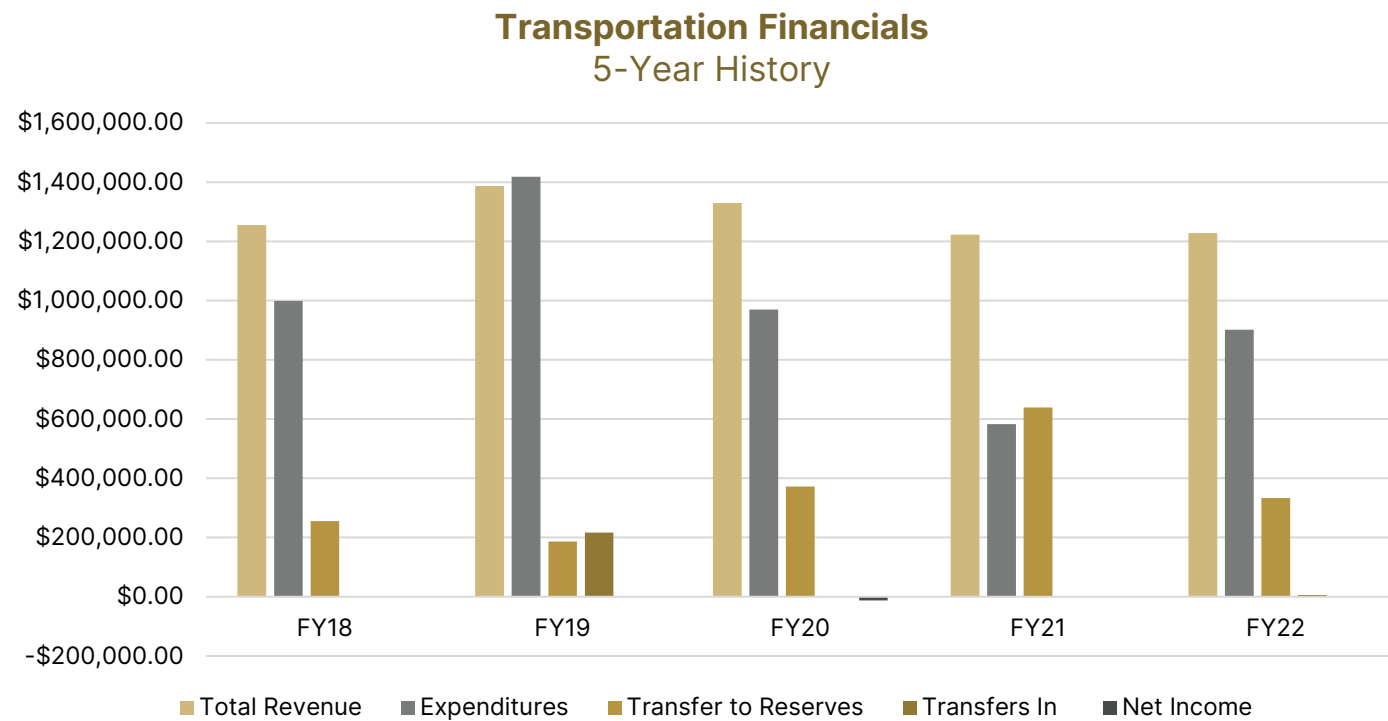
Parking Inventory by Lot Type



Transportation Financials

Transportation Financials Five-Year History

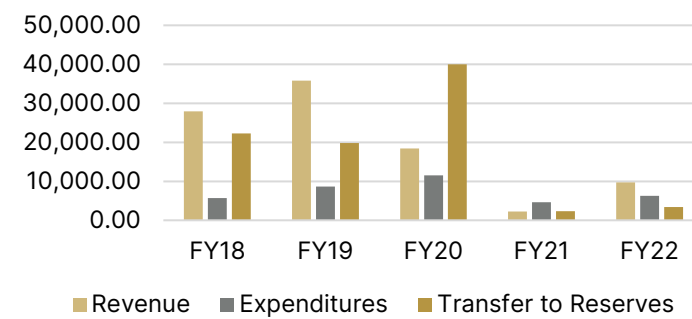
Fiscal Year	FY18	FY19	FY20	FY21	FY22
Student Fees	\$1,160,633.90	\$1,323,331.13	\$1,295,853.13	\$1,201,860.75	\$1,184,989.34
Self-Generated Revenue	\$94,405.17	\$63,673.56	\$33,566.39	\$20,886.17	\$43,386.12
Total Revenue	\$1,255,039.07	\$1,387,004.69	\$1,329,419.52	\$1,222,746.92	\$1,228,375.46
Expenditures	\$999,356.66	\$1,417,900.03	\$969,896.91	\$582,913.44	\$902,108.05
Transfer to Reserves	\$256,000.00	\$186,531.00	\$372,000.00	\$639,330.48	\$333,122.00
Transfers In	\$390.00	\$216,962.00	\$0.00	\$0.00	\$6,094.00
Net Income	\$72.41	-\$464.34	-\$12,477.39	\$503.00	-\$760.59



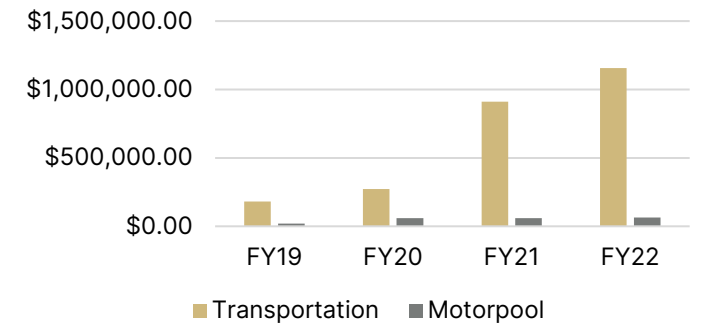
Motor Pool Financials Five-Year History

Fiscal Year	FY18	FY19	FY20	FY21	FY22
Revenue	\$27,967.82	\$35,858.90	\$18,410.19	\$2,273.80	\$9,686.40
Expenditures	\$5,701.31	\$8,644.84	\$11,504.90	\$4,628.84	\$6,258.04
Transfer to Reserves	\$22,266.50	\$19,777.00	\$40,000.00	\$2,355.04	\$3,428.00

Motor Pool Financials 5-Year History



Reserves



Financial Outlook

Transportation is primarily funded through the student Transportation & Safety fee, but since COVID both Motor Pool and Charter revenue have decreased significantly.

Reserves

Both Transportation & Motor Pool have increased reserves each year to fund vehicle replacement.



Transportation Stats

Overview

The Transportation Department is primarily responsible for providing on-campus shuttles, off-campus charters, and managing Motor Pool.

On-campus shuttles are funded entirely through the Student Transportation & Safety Fee.

Motor Pool and Charters are entirely self-funded.

UCCS Fleet Maintenance

Fleet Inventory	85 Vehicles & Trailers
Dispensed Fuel	31,991 gallons
Fuel Costs	\$119,177.50
Auto Work Orders	1,558

Transportation Bus Inventory

14 Passenger	1
20 Passenger	2
28 Passenger	2
32 Passenger	6
45 Passenger	1
Total	12

Shuttles

Passengers Transported	185,509
Shuttles in Operation Daily	7
Shuttle Hours Driven	11,120
Gallons Dispensed Fuel	18,673
Fuel Costs	\$70,049.56
Wheelchairs Transported	23
Bicycles Transported	25

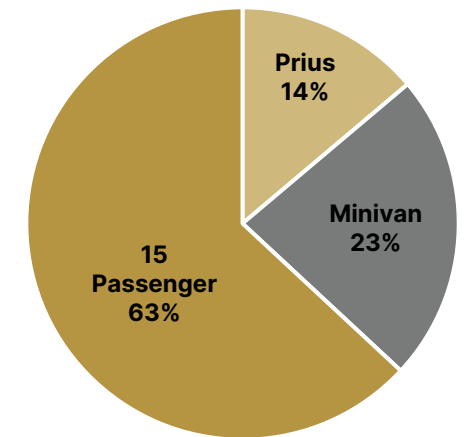
Charters

Charters Booked	68
Total Charter Hours	897.3

Motor Pool

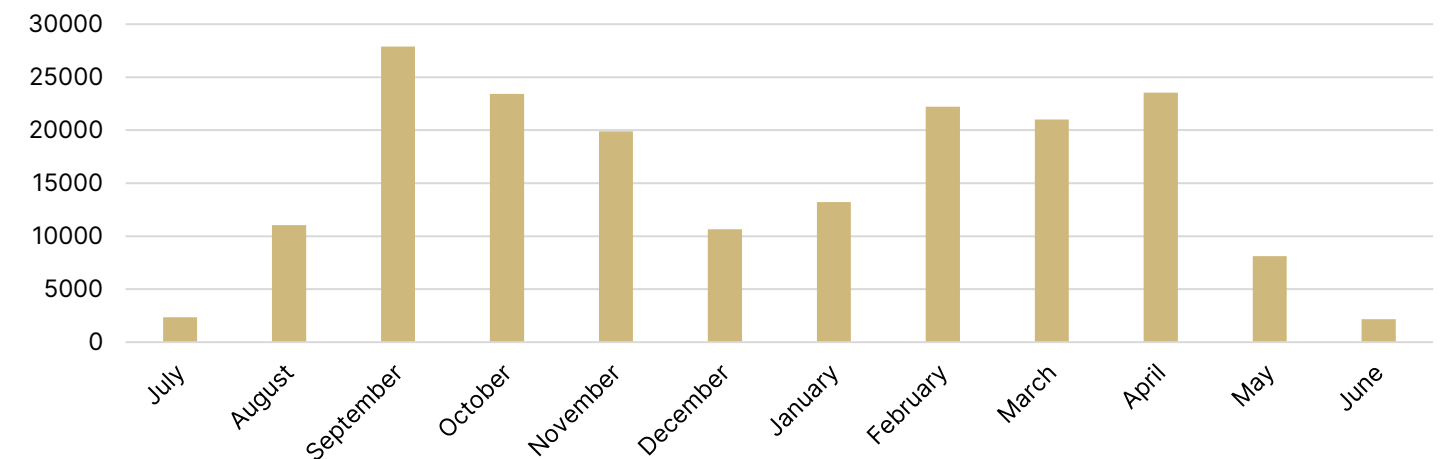
Rentals	130
---------	-----

Motor Pool Reservations By Vehicle Type



■ Prius ■ Minivan ■ 15 Passenger

Shuttle Passengers Per Month



Giveback

Overview

The Parking Department gives back to the campus community through a variety of methods. Parking forgoes revenue through providing all departments parking at a 50% discount rate, providing free parking to all campus visitors through Admissions, and providing free parking for special events through do not ticket orders (DNT). Additionally, citation revenue in excess of operating costs is donated to student scholarships.

Scholarships

Scholarship Donation	\$9,597.91
----------------------	------------

Discounted Department Parking

Foregone Revenue	\$76,414.64
------------------	-------------

Free Parking

Value

DNT's	\$10,458
Scratch Permits	\$262.50
Coupon Codes	\$187.50
ParkMobile Events	\$207.00
Day Passes	\$187.50
Total	\$11,302.50

Total Giveback	\$97,315.05
-----------------------	--------------------

Pages

17 - 18

Meet the Team

Jim Spice

Executive Director of
Parking & Transportation
719-255-3058
jspice@uccs.edu
Gateway Hall, Room 102

Matt Beckwith

Associate Director of
Parking & Transportation
719-255-3374
mbeckwit@uccs.edu
Gateway Hall, Room 103

Joshua Van Sant

Business Systems
Analyst
719-255-3144
jvansant@uccs.edu
Gateway Hall, Room 104

Renee Cinkosky

Parking Enforcement
Manager
719-255-3339
rfogle@uccs.edu
Gateway Hall, Room 108

James Rehkopf

Transportation Manager
719-255-4701
jrehkopf@uccs.edu
Gateway Hall, Room 107

Jeff Kusman

Transportation Assistant
Manager
719-255-4702
jkusman@uccs.edu
Gateway Hall, Room 105

Parking & Transportation Services



University of Colorado
Colorado Springs